BULLARD OUTDOOR
BUILT for the STORM

INSTALLATION INSTRUCTION

03/17/2026

FIORE

LED

110-277V

Data Sheet:

Input Voltage (V): 110-277
IK 09

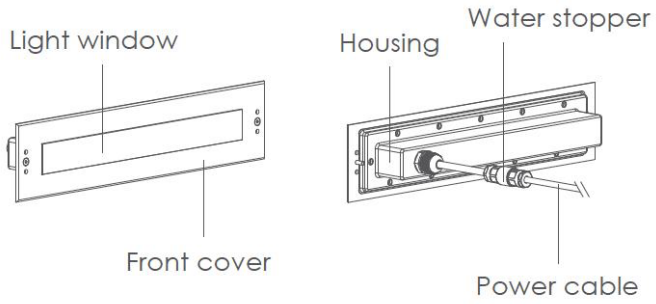

INSTALLATION STEPS:

Step 1

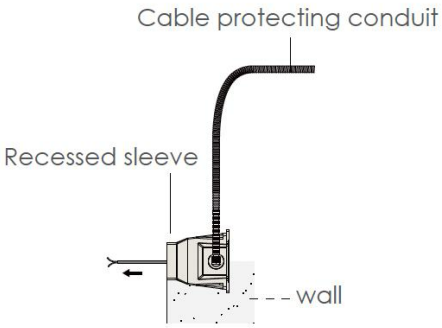

Plant recessed sleeve before wall is completed

Step 2

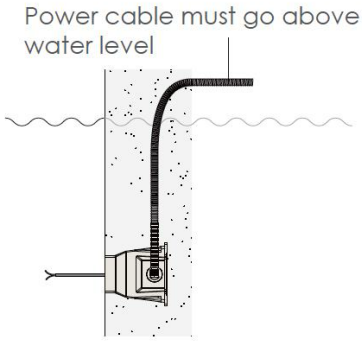

Recessed sleeve needs to align with wall surface

Step 3

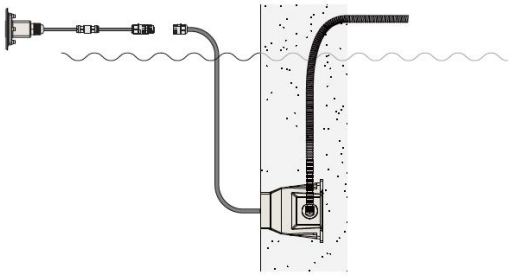

Connect the power cable

Step 4

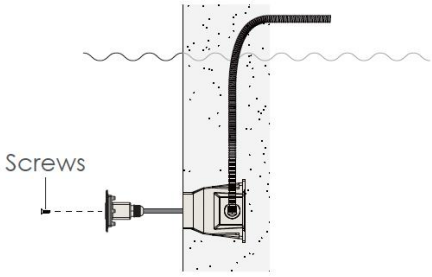

※ Fixture must be fully submerged when turned on to prevend overheating

sales@gordonbullard.com
www.bullardoutdoor.com
1 877-964-4646

991 South Gull Lake Dr.
Richland, MI 49083
USA

1m
IP68

Due to the dynamic nature of lighting products and the associated technologies, luminaire data on all specification sheets is subject to change at the discretion of Gordon Bullard LLC and associated companies.

© Bullard & Company 2026 All Rights Reserved