



FIXTURE TYPE: \_\_\_\_\_

PROJECT NAME: \_\_\_\_\_



**GENERAL INFORMATION:**

The SENTO Linear Wall Washer by Bullard Outdoor is a high-performance architectural lighting fixture designed for precise and efficient illumination. Built from extruded aluminum, it provides excellent structural integrity and heat management, ensuring long-term durability. The tempered glass lens (T=4mm) delivers superior light diffusion and impact resistance. Operating on a 110–277V universal voltage range, the LED lighting system achieves a CRI of 80, offering accurate color rendering. Rated IP65 for outdoor weather protection and IK06 for impact resistance, the SENTO is ideal for wall washing, façade lighting, and landscape applications — a reliable and refined fixture Built for the Storm.

**FIXTURE TYPE:**

Linear Wall Washer

**LIGHTING**

LED **LED**

**VOLTAGE:**

110-277V 

**MATERIAL:**

Extruded aluminum anodized finishing

**LENS:**

Tempered Glass. T=4mm

**CRI:**

80

**IP RATING:**

IP 65 **IP65**

**IK RATING:**

IK 06

sales@gordonbullard.com  
www.bullardoutdoor.com  
1-877-964-4646



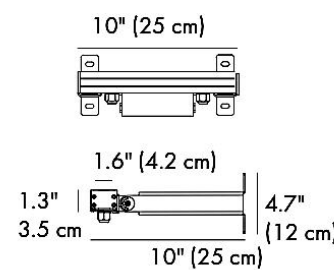
991 South Gull Lake Dr  
Richland, MI 49083  
USA

FIXTURE TYPE: \_\_\_\_\_

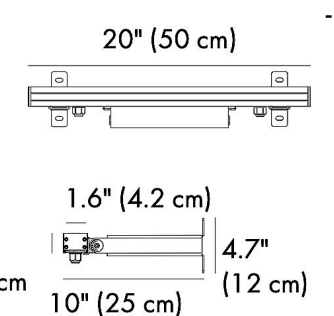
PROJECT NAME: \_\_\_\_\_

NOTES:

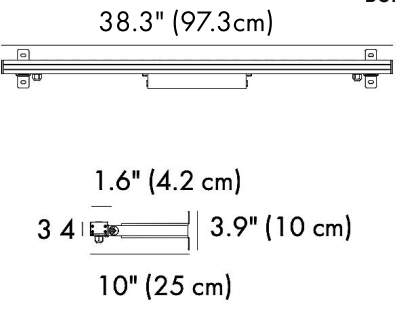
**-B6KE0657**



**-B6KE1257**



**-B6KE2457**





**HOW TO ORDER:** \_\_\_\_\_ **CODE:** \_\_\_\_\_

Example:  
CODE: BO-SNT-KPG-WW-XXX-XXX-XXX-XXX-

BO-SNT-KPG-WW-  
B6KE0657-K30-B27-15-  
DIM-6001#-EXBR-B

**1 MODELS:** \_\_\_\_\_

**CODE -B6KE0657**  
**DIMENSIONS:**  
Length - L: 10" (25 cm)  
Width - W: 2.4" (6 cm)  
Height - H: 1.3" (3.5 cm)  
Depth P: 10" (25 cm)  
Bracket Height - H: 4.7" (12 cm)

**LIGHT SOURCE:**  
LED / 6 × 1.8W / 580 mA / 800 lm / 110-277V

**CODE -B6KE1257**  
**DIMENSIONS:**  
Length - L: 20" (50 cm)  
Width - W: 2.4" (6 cm)  
Height - H: 1.3" (3.5 cm)  
Depth P: 10" (25 cm)  
Bracket Height - H: 4.7" (12 cm)

**LIGHT SOURCE:**  
LED / 12 × 1.5W / 1000 mA / 1600 lm / 110-277V

**CODE -B6KE2457**  
**DIMENSIONS:**  
Length - L: 38.3" (97.3 cm)  
Width - W: 2.4" (6 cm)  
Height - H: 1.3" (3.5 cm)  
Depth P: 10" (25 cm)  
Bracket Height - H: 4.7" (12 cm)

**LIGHT SOURCE:**  
LED / 24 × 1.5W / 1985 mA / 3200 lm / 110-277V

**2 BEAM ANGLE:** \_\_\_\_\_

-B27-15	15°	-B27-15x32	15°x32°
-B27-25	25°	-B27-15x58	15°x58°
-B27-36	36°		
-B27-10x35	10°x35°		

sales@gordonbullard.com  
www.bullardoutdoor.com  
1-877-964-4646



991 South Gull Lake Dr  
Richland, MI 49083  
USA

FIXTURE TYPE: \_\_\_\_\_

PROJECT NAME: \_\_\_\_\_

NOTES:



**HOW TO ORDER:**

**CODE:**

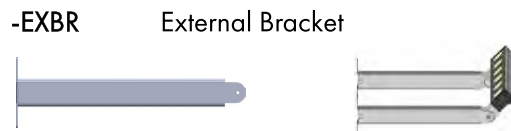
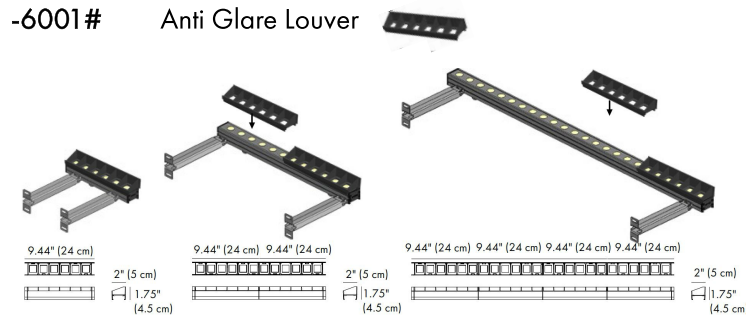
Example:  
CODE: BO-SNT-KPG-WW-XXX-XXX-XXX-XXX-

BO-SNT-KPG-WW-  
B6KE0657-K30-B27-15-  
DIM-6001#-EXBR-B

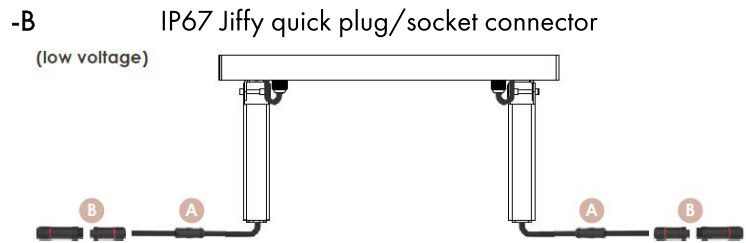
**3 DIMMING OPTIONS:**

- DIM 1-10V
- PWM Pulse Width Modulation
- DALI DALI (Digital Addressable Lighting Interface)

**4 ACCESSORIES: (optional)**



**5 WATER PROOF SOLUTION: (optional)**



- A Water-Stopper(Included)**  
A IP-65 water-stopper is added in the end of luminaires as standard assembly which is also an important system for water resistance.
- B IP67 Jiffy quick plug/socket connector(Option)**  
A IP-67 connector is as an optional assembly and ensures that water vapor will not enter into luminaires directly.

sales@gordonbullard.com  
www.bullardoutdoor.com  
1-877-964-4646



991 South Gull Lake Dr  
Richland, MI 49083  
USA

FIXTURE TYPE: \_\_\_\_\_

PROJECT NAME: \_\_\_\_\_

NOTES:

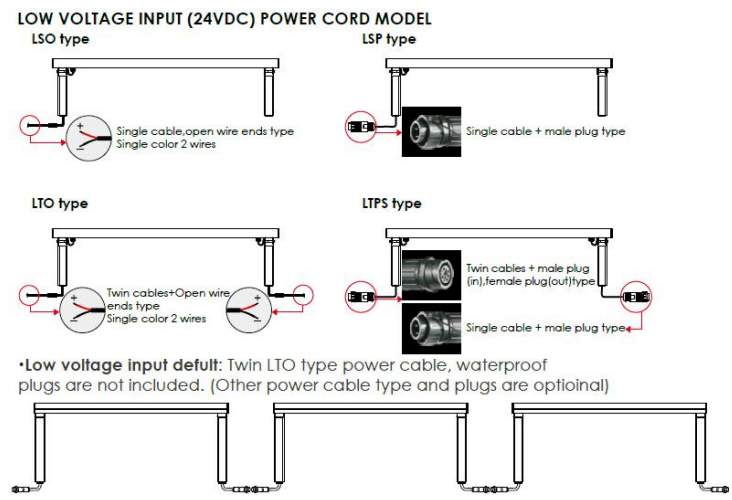


**HOW TO ORDER: CODE:**

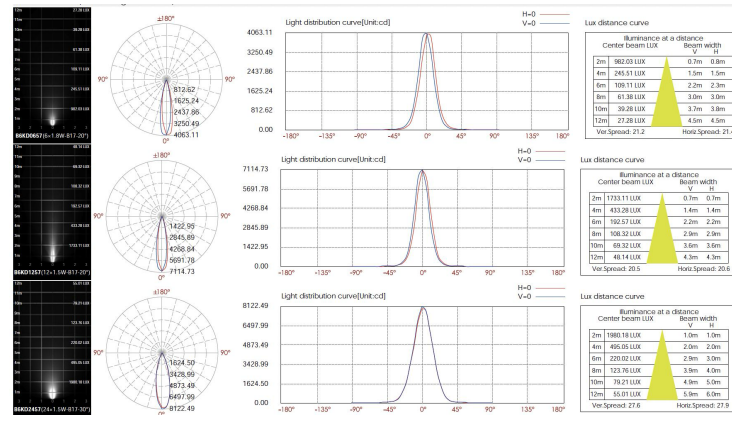
Example:  
CODE: BO-SNT-KPG-WW-XXX-XXX-XXX-XXX-

BO-SNT-KPG-WW-  
B6KE0657-K30-B27-15-  
DIM-6001 #-EXBR-B

**6 CONNECTION:**



**7 PHOTOMETRIC INFO:**



sales@gordonbullard.com  
www.bullardoutdoor.com  
1-877-964-4646



991 South Gull Lake Dr  
Richland, MI 49083  
USA