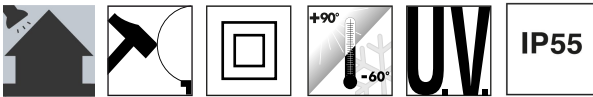




FIXTURE TYPE: _____

PROJECT NAME: _____

NOTES:



GENERAL INFORMATION:

Designed for flexibility across a wide range of outdoor applications, the ENRA combines modern aesthetics with advanced composite durability. Its seamless construction eliminates visible joints while enhancing long-term structural performance.

Manufactured from shockproof steel-expanse-resin materials, ENEA resists corrosion, UV exposure, and environmental wear without fading or requiring maintenance. Available in multiple heights and configurations to suit diverse architectural contexts.

Applications: urban corridors, mixed-use developments, pedestrian streets

MATERIALS:

Resin + Expanse + Steel

IP RATING:

IP 55

BUILT FOR THE STORM

sales@gordonbullard.com

www.bullardoutdoor.com

1-877-964-4646



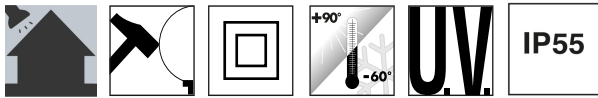

991 South Gull Lake Dr

Richland, MI 49083

USA

FIXTURE TYPE: _____

PROJECT NAME: _____



HOW TO ORDER:

CODE:

Example: CODE: BO-ENR-FL-ENRSM-BL	BO-ENR-FL- ENRSM-BL
--	------------------------

1 DIMENSIONS:

SMALL: -ENRSM

Diameter - Ø: 2.36" (6 cm)
 Height - H: 78.74" (200 cm)

MEDIUM: -ENRMD

Diameter - Ø: 2.36" (6 cm)
 Height - H: 94.49" (240 cm)

LARGE: -ENRLRG

Diameter - Ø: 2.36" (6 cm)
 Height - H: 110.24" (280 cm)

2 FINISH OPTIONS:

- BL Black
- GR Grey
- WH White

BUILT FOR THE STORM

sales@gordonbullard.com
 www.bullardoutdoor.com
 1-877-964-4646



991 South Gull Lake Dr
 Richland, MI 49083
 USA