



BULLARD
OUTDOOR
BUILT for the STORM

INSTALLATION INSTRUCTION
03/02/2026

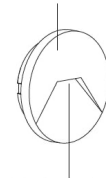
EDITH



Data Sheet:

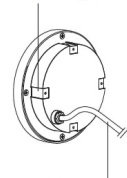
Input Voltage (V): 110-277
 IK 08/ IK 09

Front cover



Light window

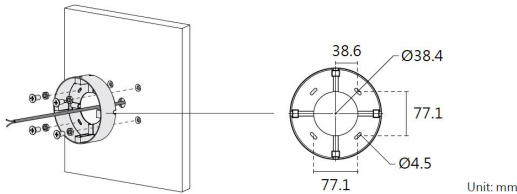
Leaf spring



Power cable

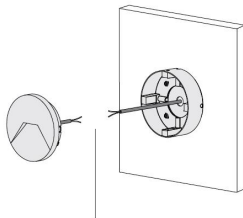
Concealed Wiring Installation

Step 1



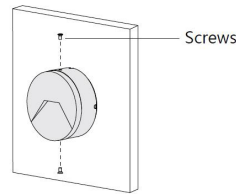
Secure the wall bracket

Step 2



Connect the power cable

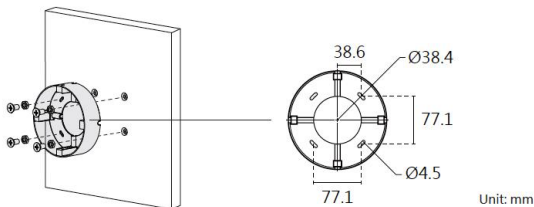
Step 3



Install the light fixture on the wall

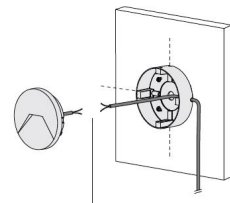
Open Wiring Installation

Step 1



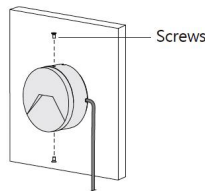
Secure the wall bracket

Step 2



Connect the power cable

Step 3



Install the light fixture on the wall