


FIXTURE TYPE: \_\_\_\_\_

PROJECT NAME: \_\_\_\_\_



**GENERAL INFORMATION:**

The SKYRAY Recessed Wall Luminaire is a durable LED fixture designed for stairways and pathways. Made from die-cast dark gray powder-coated aluminum with optional stainless steel covers, it offers efficient 110–277V illumination with a CRI of 80. Featuring a UV-stable, fireproof lens and IP65/IK09 protection, SKYRAY ensures reliable performance and modern style in Sanded Dark Gray, Sanded Black, or Sanded Silver Gray finishes.

**FIXTURE TYPE:**

Recessed Wall Luminaires - Stair/Pathway

**LIGHTING:**

LED

LED

**VOLTAGE:**

110-277V



**MATERIAL:**

12# Die-casting powder coated aluminum

**COVER:**

D1BE2817: 12# Die-casting aluminum  
D1BD4232: Stainless Steel 316L#

**LENS:**

UVstop & Fireproof PC

**CRI:**

80

**IP RATING:**

IP 65

IP65

**IK RATING:**

IK 09

**FINISHING:**

Sanded Dark Gray  
Sanded Black  
Sanded Silver Gray

sales@gordonbullard.com  
www.bullardoutdoor.com  
1-877-964-4646

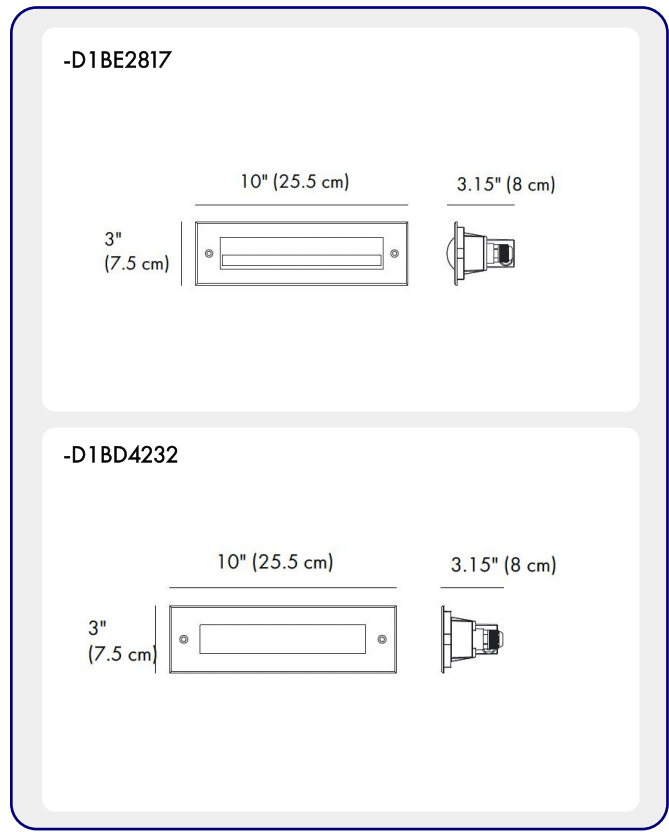


991 South Gull Lake Dr  
Richland, MI 49083  
USA

FIXTURE TYPE: \_\_\_\_\_

PROJECT NAME: \_\_\_\_\_

NOTES:



**HOW TO ORDER:** \_\_\_\_\_ **CODE:** \_\_\_\_\_

Example:  
CODE: BO-SKR-KPG-RWL-XXX-XXX-XXX-XXX-XXX-XX

BO-SKR-KPG-RWL-  
D1BE2817-K30-  
KAP7037-DIM

**1 MODELS:** \_\_\_\_\_

**CODE -D1BE2817**

DIMENSIONS:  
Length - L: 10" (25.5 cm)  
Height - H: 3" (7.5 cm)  
Depth - P: 3.15" (8 cm)

LIGHT SOURCE:  
LED / 28 x 0.15W / 220 mA / 82 lm / 110-277V

**CODE -D1BD4232**

DIMENSIONS:  
Length - L: 10" (25.5 cm)  
Height - H: 3" (7.5 cm)  
Depth - P: 3.15" (8 cm)

LIGHT SOURCE:  
LED / 42 x 0.09W / 220 mA / 226 lm / 110-277V

**2 CCT OPTIONS:** \_\_\_\_\_

-K30 3000K  
-CUS Custom on request\*

**3 FINISH OPTIONS:** \_\_\_\_\_

-KAP7037 Sanded Dark Gray  
-RAL 9005 Sanded Black  
-RAL9022 Sanded Silver Gray

**4 DIMMING OPTIONS:** \_\_\_\_\_

-DIM 1-10V  
-PWM Pulse Width Modulation  
-DALI DALI (Digital Addressable Lighting Interface)

sales@gordonbullard.com  
www.bullardoutdoor.com  
1-877-964-4646




991 South Gull Lake Dr  
Richland, MI 49083  
USA

FIXTURE TYPE: \_\_\_\_\_

PROJECT NAME: \_\_\_\_\_

NOTES:



**HOW TO ORDER:**

**CODE:**

Example:  
CODE: BO-SKR-KPG-RWL-XXX-XXX-XXX-XXX-XXX-XX

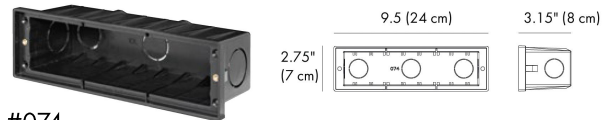
BO-SKR-KPG-RWL-  
D1BE2817-K30-  
KAP7037-DIM

**5 MOUNTING SLEEVE CHARACTERISTIC:**



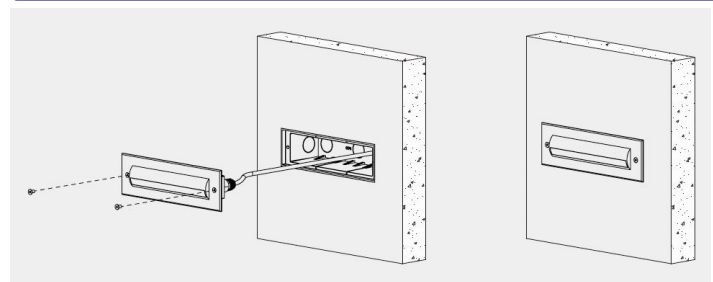
- The above picture - the supporting plate "A1" and "A2" are used for preventing deformation of the sleeve during the construction installation process.
- Please remove the supporting plate "A1" and "A2" from the mounting sleeve before the lamp installation.

**6 RECESSED SLEEVE: (included)**

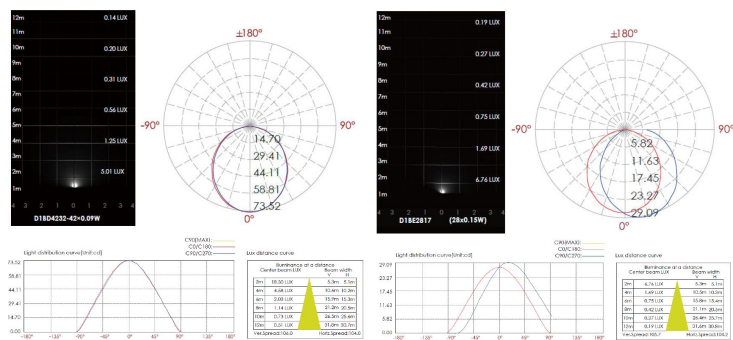


#074

**7 DIAGRAM OF INSTRUCTION:**



**8 PHOTOMETRIC INFO:**



sales@gordonbullard.com  
www.bullardoutdoor.com  
1-877-964-4646



991 South Gull Lake Dr  
Richland, MI 49083  
USA